



## SOUND DEVELOPMENT CHART

The chart below displays the average age that 90% of all children typically produce each consonant and consonant cluster sound correctly. A child's speech may be considered delayed if he/she has not developed the sound by the end of each given age. Intervention should be considered when speech sound production has a negative impact on academics, social interactions with peers, and/or draws negative attention to a child's speech.

(based on the Articulation and Phonology Video Assessment Tool normative studies conducted by the Lavi Institute, 2023)




# SAVE AT LEAST 1 HR ON YOUR EVALS!!




## LANGUAGE VIDEO ASSESSMENT TOOL

- High Sensitivity
- Real-life Videos
- More Accurate Results
- Easy to Administer
- Generates Reports
- Ages 5:21



## IMPACT RATING SCALES

- Social Communication
- Language & Artic
- Analyzes Impact on Education and Social Interactions
- Ages 5:21



## ARTICULATION VIDEO ASSESSMENT TOOL

- High Sensitivity
- Discriminates between error types
- Phonological Analysis
- Ages 3:21
- Differentiates lateral vs frontal lisp

**For the price of a pack of protocols**  
**GET ACCESS TO ALL TESTS!!**

Video Assessment  
Tools

Other SLP Tests

**\$99 ALL SLP TESTS**



**MIN OF \$250 PER TEST**

**AUTO SCORING**



**MANUAL SCORING**

**MODERN VIDEOS**



**OLD IMAGES IN BOOKS**

**EASY TO USE ONLINE**



**CARRY HEAVY EASELS**